

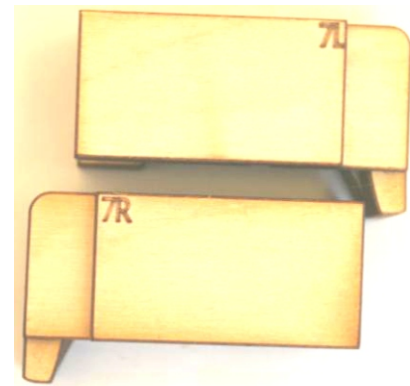




Utilizar cola branca na Montagem!





Fixar o suporte dos bancos e painel.
Fixar os Bancos e laterais.




Fixar os para-lama numerados.





Fixar o Capô e o parabrisa articulável.




Fixar o pára-choque frontal.




Cole as partes externas nas partes internas da roda, depois junte as partes.




Fixar as rodas nos eixos.





Fixar o chassis no assoalho






Fixar os eixos no assoalho.



Fixar os para-lama traseiros.



Fixar a tampa traseira.



Fixar a tampa os retrovisores.

